

GENERALI INDEX SERIE 75

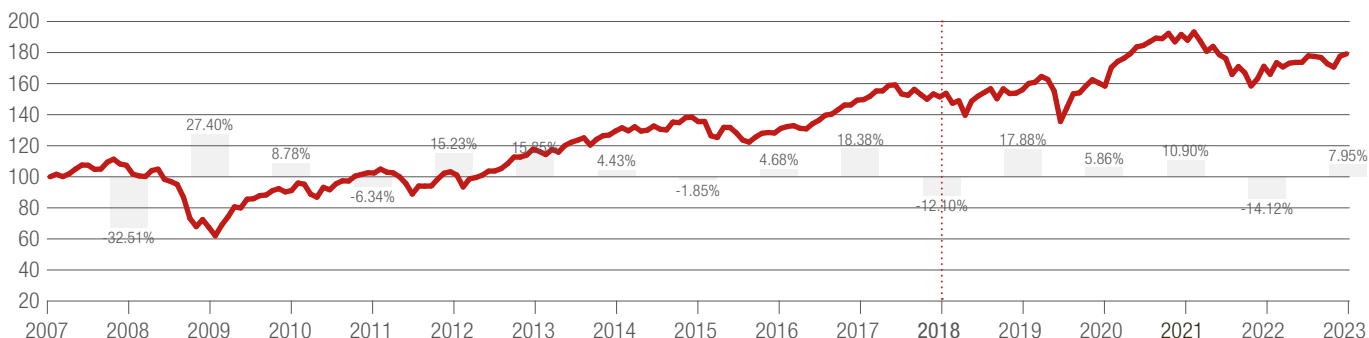
EDITION Q4 2023 (DATA AS OF 31. DECEMBER 2023)

DESCRIPTION

This investment plan is broadly diversified globally. The high proportion of stocks means very good income opportunities are possible, however, high value fluctuations may occur. Thanks to the selection of cost-efficient funds, income opportunities are optimised.

The portfolio factsheet is a general representation of your investment plan. The figures and graphics do not represent your individual returns. Data before 1.12.2018 based on backtesting

PERFORMANCE (IN CHF, AFTER COSTS)



KEY FACTS

TER 0.20%

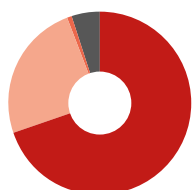
Rebalancing quarterly

RETURNS (IN %)

Current year 7.95% $\bar{\sigma}$ 5 years 5.11%

$\bar{\sigma}$ 3 years 0.93% $\bar{\sigma}$ 10 years 3.66%

ASSET CLASSES

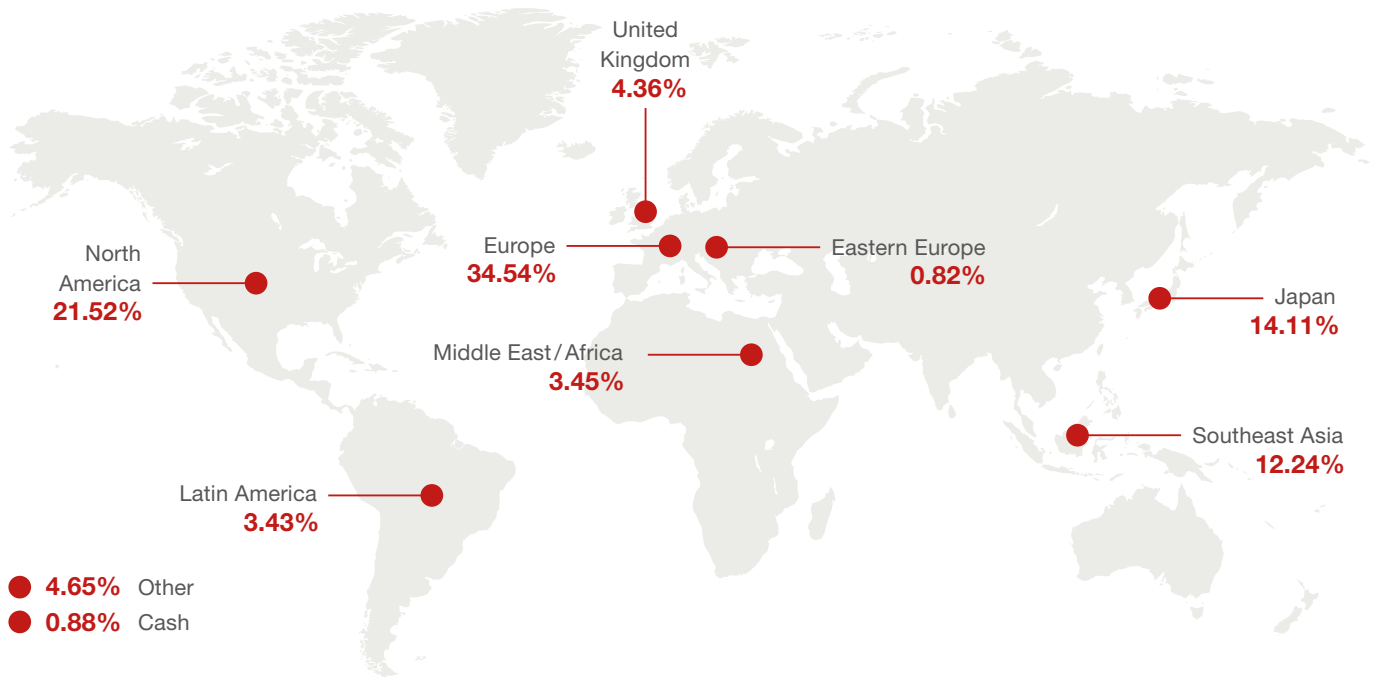


| | |
|----------------------------|--------|
| ● Stocks: | 69.78% |
| ● Bonds: | 24.64% |
| ● Cash: | 0.58% |
| ● Commodities: | 5.00% |
| ● Alternative investments: | 0.00% |

LARGEST POSITIONS

| | |
|------------------------------------|-------|
| Nestle SA | 2.42% |
| Novartis AG | 1.67% |
| Roche Holding Par AG | 1.60% |
| Apple Inc. | 1.00% |
| Taiwan Semiconductor Manufacturing | 0.93% |
| Microsoft Corporation | 0.88% |
| Toyota Motor Corp | 0.80% |
| UBS Group AG | 0.74% |
| Zurich Insurance Group AG | 0.60% |
| Compagnie Financiere Richemont SA | 0.58% |

GLOBAL ALLOCATION



INVESTMENTS

| ISIN | Name | Allocation |
|--------------|---|------------|
| CH0016431741 | Pictet CH-CHF Bonds Tracker-I dy | 6.25% |
| CH0315623006 | Swisscanto (CH) Index Equity Fund USA | 14.00% |
| CH0315621893 | Swisscanto (CH) Index Commodity Fund hedged CHF | 2.50% |
| CH0185709083 | CSIF (CH) Emerging Markets Index Blue | 14.00% |
| CH0190222403 | CSIF Europe ex CH Index | 14.00% |
| CH0190227683 | CSIF (CH) Japan Index | 14.00% |
| CH0220919085 | CSIF II (CH) Gold Blue | 2.50% |
| CH0259132303 | CSIF (CH) Bond Emerging Markets Index Blue | 6.25% |
| CH0304170571 | CSIF (CH) Bond USD Index Blue | 6.25% |
| CH0316599023 | CSIF (CH) Bond Corporate EUR Index | 6.25% |
| CH0342181622 | BIFS SPI® Equity Index Fund | 14.00% |

EXPLANATION

- Diversified** means a broad distribution across various sectors and regions. This diversification reduces fluctuations in value and hence the risk.
- TER** The total Expense Ratio shows the annual costs of the individual investment fund. These costs are already priced into the fund performance.
- Rebalancing** means that the distribution of savings is constantly being corrected, so that it is coordinated with the investment plan. Market fluctuations lead to a deviation from the investment plan. By rebalancing, we even out these deviations.