

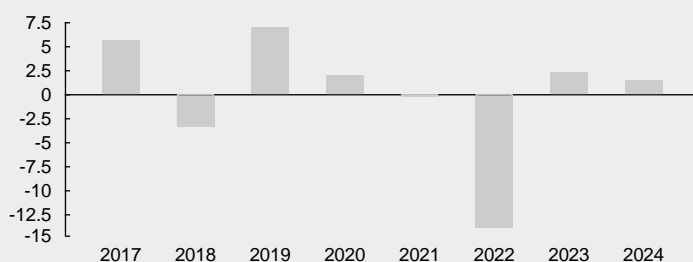
ACTIVE - DIVERSIFIED INCOME

Investment plans Switzerland, Plan No. 201
 Monthly Report, 01.03.2024

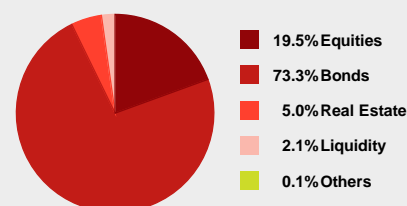
Investment Goal

The plan 201 invests without restrictions in promising investments across the entire globe, which leads to a broad spread over a variety of countries, currencies, industries and different stages of economic development. Within the 9 funds containing over 400 individual securities there are several interesting asset classes such as real estate, emerging markets and Japanese shares. The portfolio contains an equity component of approximately 20%, in order to achieve a constant yield over the long term.

Yearly performance in %



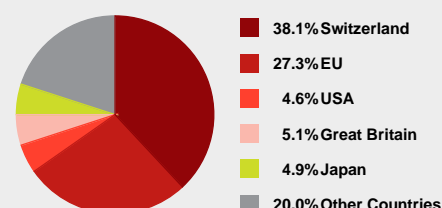
Asset Classes



Investment Plan informations

| | |
|-----------------------------------|------------------|
| Plan number | 201 |
| Inception | 01.09.2004 |
| Strategy | INCOME |
| Currency | CHF |
| Average management fee | 0.92% |
| Issuing commission | 1.78% |
| Average Total Expense Ratio (TER) | 1.06% |
| Customer service | +41 58 472 44 44 |
| Homepage | generali.ch |

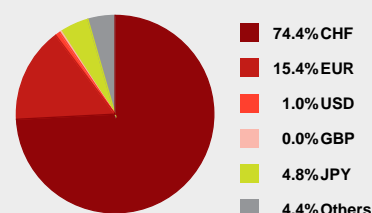
Country Allocation



Performance to 01.03.2024

| | | | |
|------------------------------|--------|-------------------|------------|
| Year to Date (YTD) | 1.6% | 1 year | 4.1% |
| 3 years | -10.7% | Ø 3 years | -3.7% p.a. |
| 5 years | -5.0% | Ø 5 years | -1.0% p.a. |
| 7 years | -1.4% | Ø 7 years | -0.2% p.a. |
| Since inception (01.09.2004) | 38.3% | Ø since inception | 1.7% p.a. |

Currency Allocation



Composition

| Name of fund | Unit | CH-Valor | ISIN | Currency | Volume (Mn CHF) |
|--|------|----------|--------------|----------|-----------------|
| GENERALI Bond Fund CHF | 30% | 1875663 | CH0018756632 | CHF | 34.7 |
| Pictet Funds (CH)-Bonds EUR R Cap | 15% | 11201019 | CH0112010191 | EUR | 47.8 |
| CS (Lux) Swiss Franc Bond Fund B | 10% | 348879 | LU0049527079 | CHF | 258.1 |
| JSS Sustainable Bond CHF P CHF dist | 10% | 1160633 | LU0121751324 | CHF | 19.8 |
| UBS (CH) Bond Fund - CHF Domestic | 10% | 279184 | CH0002791843 | CHF | 2'400.1 |
| GENERALI Equity Fund Switzerland | 10% | 1155359 | CH0011553598 | CHF | 54.4 |
| JSS Sustainable Equity - Systematic Emerging Markets | 5% | 456294 | LU0068337053 | USD | 34.6 |
| UBS (CH) Property Fund - Swiss Mixed "Sima" | 5% | 1442087 | CH0014420878 | CHF | 7'457.9 |
| Fidelity Funds - Sustainable Japan Equity Fund | 5% | 207543 | LU0048585144 | JPY | 295.6 |

This product flyer and the figures and explanations contained therein are for general information purposes only and do not contain an individual recommendation nor personal investment advice. To establish your specific investment requirements and preferred levels of risk, we advise you to consult your advisor.

The performance is calculated on the basis on a unit-linked insurance financed through a single premium payment. Regular premiums result in other performance figures because of the different timing of the investment. Historic performance data are furthermore no guarantee of future returns. The future performance of investments cannot be deduced from previous market development, i.e. the value of an investment may fall as well as rise. The prices used to calculate performance correspond to the inventory values published by the fund management companies at the beginning of the month, plus or less any commissions.

Generali Insurances of Persons Ltd. is unable to guarantee (explicitly nor implicitly) that the published information and opinions are accurate, complete and up to date. Only the sales prospectuses for the individual funds and the General Policy Conditions are binding.